

# Amplification **Taurus**

## GUITAR AMPLIFIER OWNER'S MANUAL

### **SH8** *Qlone* Stomp-Head



**DESIGNED BY MUSICIANS FOR MUSICIANS**

## Thank you for trust and choosing our amplifier.

In 2011, Taurus was the first that introduce to the amp's world a new type of a professional guitar amplifier designed in a compact shape, especially dedicated for pedalboards. Since then, eight different models of Stomp-Head have been produced under Taurus logo. In the case of SH-8.Qube, our goal was to design an amplifier that has all features of tube amplifiers, very functional and unlike classic amplifiers very light and as small as possible.

In the case of this amplifier, we made sure that it is not inferior to its tube version. We give guitarists an amplifier with exceptionally small weight and dimensions but still with truly pro, powerful sound.

The actual volume and sonic character of amps based on Master Tube Design is exactly the same as the traditional tube amplifiers of the same power.

In order to achieve the expected parameters, the amp is driven by a much higher power stage amplifier.

Usable amp's power is 50 Watts, while the actual power of the power amp and power supply is 130 Watts. Preservation of greatest possible sound's headroom is one of the main reasons of the difference between usable and actual power of the amp. Speakers with different resistance of 4, 8 or 16 ohms can be connected. The adjustment of the amplifier power to the speaker resistance is automatic. No matter which resistance is used, the amp always play with full power of 50 Watts.

The amplifier is equipped with a unique feature that allows to connect both a guitar cabinet and a full-range PA or Hi-Fi cabinet. The analog module with the SPEAKER CABINET SELECTOR switch is used for this purpose.

### SH8.Qlone can be used in various configurations:

- as a classic amplifier. There are 2 power levels to choose from: 25W and 50W.
- as a preamp connected directly to the mixer and PA system using the built-in speaker cabinet simulation.

The amplifier can be used without connecting a speaker. If a speaker cabinet is not connected, the power stage of the amp is not active.

## Specification

- Power stage efficiency: 130Watt
- Power output selector: 50W, 25W
- Speakers impedance auto detection: 4,8 and 16ohm
- 2 channels: CLEAN i DRIVE
- 3- footswitches: REVERB, CLEAN-DRIVE and BOOST
- CONTROLS:
  - BASS, MIDDLE + RANGE switch, TREBLE, PRESENCE, DRIVE , DRIVE LEVEL, REVERB, VOLUME
- MASSIVE – sound saturation
- SPEAKER CABINET SELECTOR: guitar cabinet / full range cabinet
- BOOST increases output signal level and makes sound slightly "crunchy".
- Serial EFFECT LOOP
- LINE-OUT with Speaker Simulation.
  - Allows send linear signal with simulation (PIN) or without simulation (RING) or both simultaneously
- Main power supply range: 90-240V
- Housing dimensions: (H x W x D) 60 x 185 x 175 mm
- Overall dimensions: (H x W x D) 78 x 185 x 175 mm
- Weight: 1,35kg


# Front panel



- [1] - BASS control
- [2] - MIDDLE control
- [2A] - MID-RANGE switch - changes range of MIDDLE control parameters.
- [3] - TREBLE control
- [4] - DRIVE gain control
- [5] - PRESENCE control
- [6] - REVERB control
- [7] - DRIVE level adjustment
- [8] - VOLUME control
- [9] - Power selector: 50Watt/25Watt
- [10] - Speaker cabinet selector - two options to choose from:  
guitar or full range cabinet
- [11] - MASSIVE sound saturation level switch
- [12] - Power switch
- [13] - REVERB footswitch
- [14] - DRIVE footswitch
- [15] - BOOST footswitch



## Rear panel



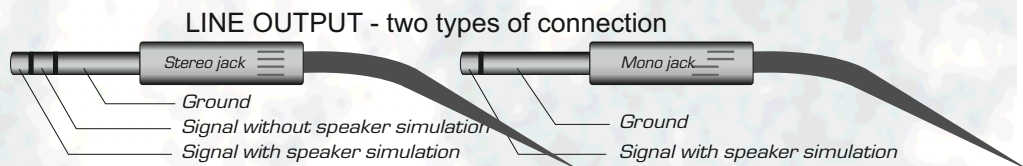
- [1] - AC POWER input. Range: 90-240V / 50-60Hz
- [2] - Speakers output: 4-8-16ohm (auto detect. impedance)
- [3] - LINE OUTPUT with speaker cabinet simulation.  
Signal can be lead in different ways: with simulation, without simulation or both.
- [4] - Effect-loop RETURN (or PA input)
- [5] - Effect-loop SEND
- [6] - INPUT

## AC Supply

The amplifier can be powered with the voltage in the range of 90-240V, which makes it easy to use it in various world regions without additional voltage converters.

## LINE OUT

The LINE OUTPUT is equipped with a stereo 1/4" (jack) socket, which sends two signals: with speaker cabinet simulation (tip), without simulation (ring) or both at the same time. (tip + ring)



## MASSIVE

---

The MASSIVE option that's a unique feature of the amp, which makes the guitar sound very saturated with a great sustain. MASSIVE is activated by a switch (12-front). In the middle position MASSIVE is OFF, in positions 1 and 2 two different saturation levels are to choose from. MASSIVE perfectly complements guitar sound, especially improves the performance of Single Coil pickups. The signal of this pickups usually is too weak to achieve strong distortion. MASSIVE changes this situation, making each configuration of pickups sounding much richer and warmer.

## Speaker selector

---

The amplifier is equipped with an unique feature that allows connect not only a guitar cabinet but also a full-range PA as well as a Hi-Fi cabinet. The analog module with the SPEAKER CABINET SELECTOR switch is used to choose one of the options.

If a guitar cabinet has to be used, set the switch (9-front) to the GUITAR position, if a broadband cabinet, set the switch

(9-front) in the FULL RANGE position. Then the simulation of a guitar cabinet will be turned on, which will make the guitar sound on a PA (or Hi-Fi ) cabinet the same as throughout guitar cabinet.

If a full-range speaker is used, the background music signal played from the BLUETOOTH device will be reproduced as recorded, in full range (wide-band) but the guitar will join the backing track with its own path with a sound characteristic of a guitar cabinet.

The amplifier detects the impedance of the speaker itself, adjusting the parameters of the amplifier to the connected cabinet. 4-8-16ohm speakers can be use, in each case the amplifier power remains at the same level.

## EFX LOOP

---

The EFX-LOOP sockets (4-rear and 5-rear) are used to connect sound effects in the preamp path. They are led out after the EQ. and DRIVE section, are mainly used for effects such as Delay, Octaver, Volume Pedal, Noise Gate and Equalizer. The SEND in EFX LOOP section sends a signal to the external effect INPUT, while the RETURN is used to connect the signal return from the external effect OUTPUT.

## SH-8 as a preamp

---

The SH-8 Qube can also be used as a preamp alone, connected to an external PA system or mixer via the LINE-OUT, without speaker connection necessity. If a speaker wire is not connected to the amp's speaker OUT the amp's power stage is inactive.

## SH-8 as a power amplifier

---

If you want to use the amplifier's power stage alone and connect another preamp to it, you can do so by connecting the output of the external preamp to the RETURN (rear 4) jack. The preamp section of the SH-8 will then be disconnected and the signal from the external preamp will be sent to the power amplifier.

## Precautions

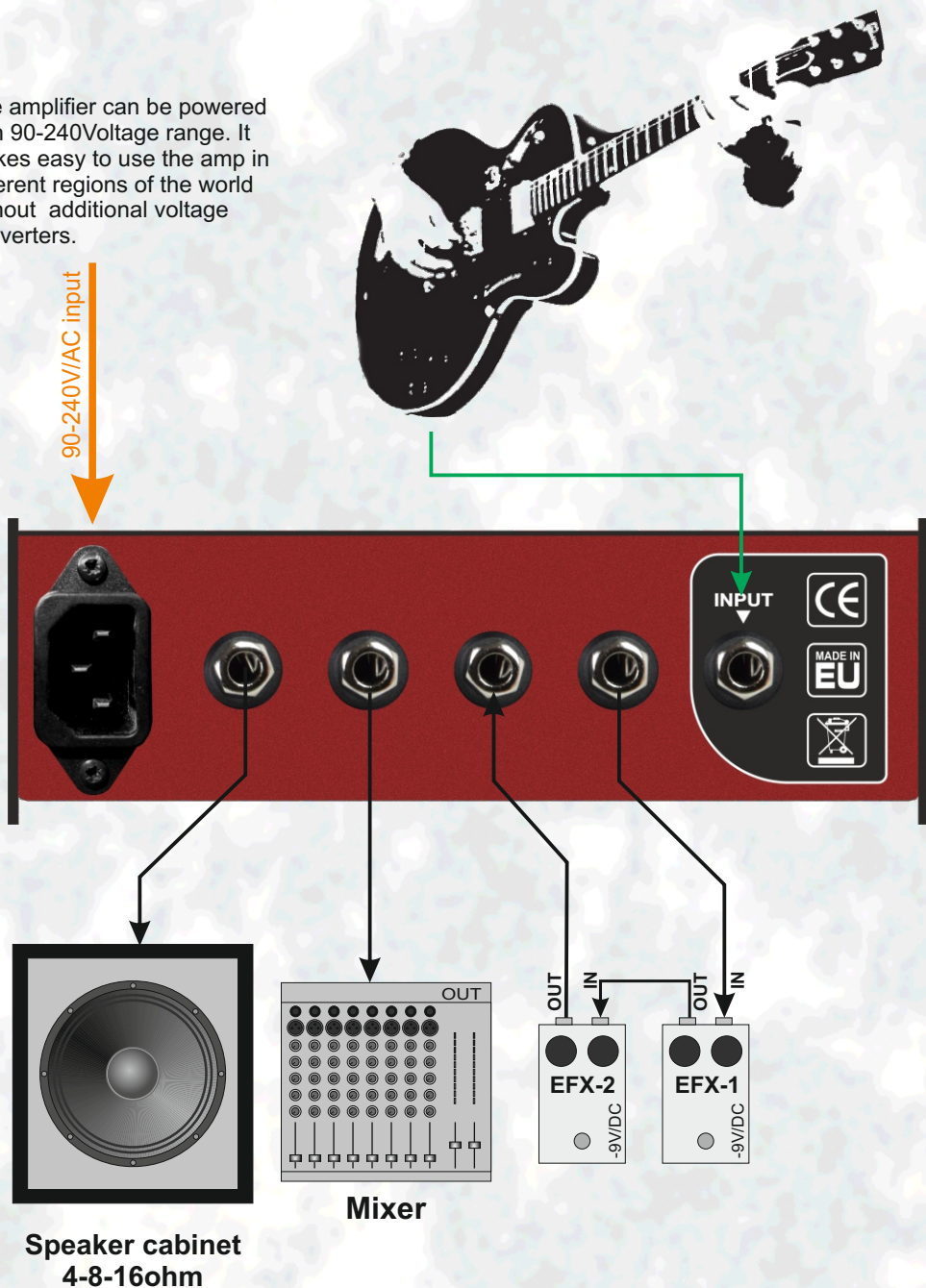
---

- Amplifier produces high volume levels. Staying in places of high volume levels could cause permanent hearing loss.
- Do not use the amplifier in humid and dusty places.
- Do not operate the amplifier through the unearthed socket.
- Do not leave the amplifier in the vicinity of children.
- Do not use the amplifier with broken power outlet or improper power cord.
- Do not install nor use the amplifier near any heat sources, in case of overheating the amplifier turns off and will return to work after cooling the unit. Do not cover the vent holes!
- In order to ensure proper air circulation, do not block any of the ventilation openings.
- Never put any liquid containers near the amplifier.
- In case of any objects or liquid access inside the amplifier, urgently switch the apparatus off and unplug the power supply cord.
- Protect the amplifier from any strikes.
- ATTENTION: To reduce the risk of electrical shock, do not remove the back cover of the amplifier. Inside parts can be repaired only by qualified service personnel.
- WARNING: To prevent the risk of electrical shock do not expose this appliance to moisture, rain or any liquid.



# Connection configuration

The amplifier can be powered with 90-240V Voltage range. It makes easy to use the amp in different regions of the world without additional voltage converters.



# SH8 *Qlone*

Four in one:



## Amplifier

Master Tube Design technology  
130Watt Power Amplifier  
50W and 25W Power output selector.



## Preamp

You can use Stomp-Head as a preamp without connection to cabinet.



## Cabinet Simulator

Allows you to connect a guitar speaker or full-range PA or Hi-Fi cabinet.



## Foot Controller

Allows you to quickly switch guitar sounds using the following options: Reverb, Clean/Drive, Boost,



RoHS